


Daffodil CHQ012



Gloriosa CHQ059




Poppy CHQ019




Fuchsia CHQ018



Boronia CHQ033



Azalea CHQ032




Aubergine CHQ047




Veronica CHQ028



Verbena CHQ027




Crocus CHQ132




Hydrangea CHQ026



Viola CHQ029



Ajuga CHQ024



Pine CHQ022



Olive CHQ087




Greygum CHQ037



Oniscus CHQ038



Blackbutt CHQ039



# Sustainable Chelsea<sup>®</sup> Q



Name of Fabric	Sustainable Chelsea Q
Composition	100% Australian Eco Wool
Origin	Designed and Made in Australia
End Use	Seating, Screens, Acoustic Panels & Curtains
Martindale Abrasion	57,500. AS2001.2.25.2 Class 5 Commercial Heavy Duty Upholstery Fabric
Fire Test Certificates	S/NZS 1530.3; AS/NZS 3837-1998 (GROUP 2); IMO: A.652 (16) 8.2 & 8.3
Warranty	12 Years
Environmental	GECA TYPE 1 ECOLABEL Textiles & Leather (TLv3.0i-2014)
Carbon Neutral Product	Certified through Climate Active
Colours Available	18

# General Method of Upholstery Cleaning

The following guideline refers to Sustainable Living Fabrics. It is to be used as a guideline only.

## AFTERCARE LABEL 1

Use this label for Sustainable Living upholstery fabrics unless they have been soil resist treated.

**Product type:** textile fabric, non-pile

**Upholstery type:** Non-removable covers

### Regular care:

- Protect from direct sunlight
- Vacuum regularly using low suction
- Rotate reversible cushions regularly

### Spot cleaning:

- Treat spills and stains as soon as possible
- Gently scrape any soil or mop any liquid from the surface of the fabric. Do not scrub
- Apply cleaning agents strictly according to instructions to remove the residue of the spill
- Do not saturate the fabric or interior with water or other cleaning liquids
- May be spot cleaned with drycleaning solvent.

### HOT/COLD EXTRACTION CLEANING:

- Do not remove cushion covers for separate cleaning, even though they do have zippers
- Clean with hot extraction machine
- Professional cleaning recommended
- Do not use dishwashing or laundry detergents
- Use only upholstery detergent
- Do not wet filling
- Dry in shade away from direct heat and sunlight
- Allow to dry thoroughly before re-use

### ON-SITE DRY CLEANING:

- Clean with an on-site drycleaning machine (P)
- Extract solvent thoroughly after application
- Wipe gently, do not rub
- CAUTION - exhaust solvent vapour outside building
- Provide adequate ventilation during cleaning and drying
- Allow to dry thoroughly before re-use
- Avoid use of room during drying period

### SHAMPOO CLEANING:

- May be shampoo cleaned using upholstery shampoo
- Do not use dishwashing or laundry detergents
- Do not wet filling
- Wipe gently, do not rub
- Dry in shade away from direct heat or sunlight
- Allow to dry thoroughly before re-use.