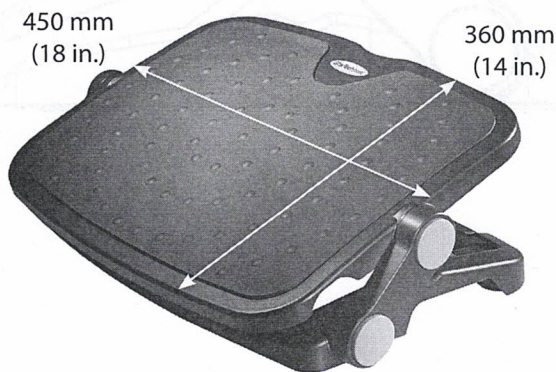


Adjustable Under-Desk Footrest

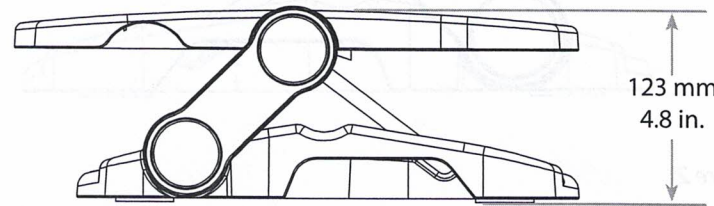

FTRST1

FR: Guide de l'utilisateur - fr.startech.com
DE: Bedienungsanleitung - de.startech.com
ES: Guía del usuario - es.startech.com
NL: Gebruiksaanwijzing - nl.startech.com
PT: Guia do usuário - pt.startech.com
IT: Guida per l'uso - it.startech.com



*actual product may vary from photos

Platform height



Package contents

- 1 x footrest
- 1 x quick-start guide

Proper posture

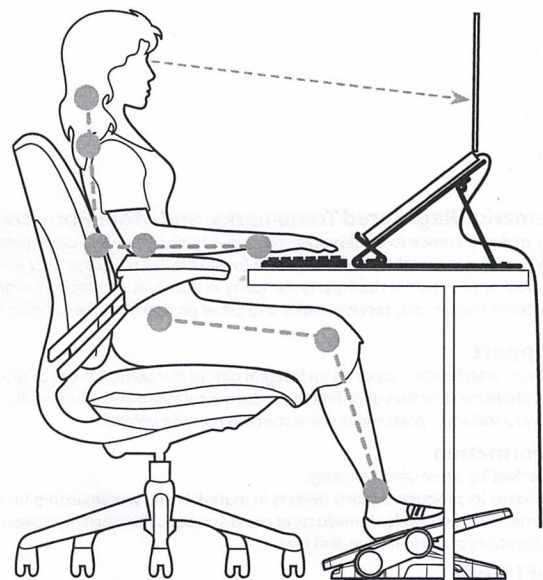
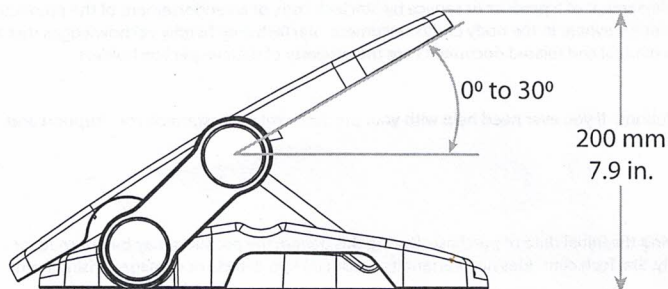
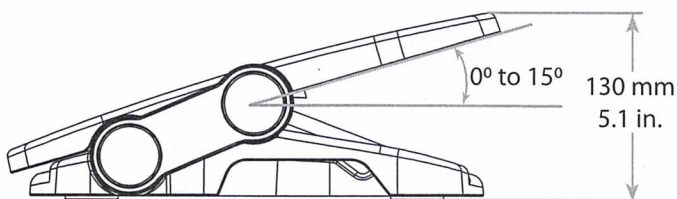
To help avoid injury, it's important that you maintain correct posture when you're sitting in your desk setup.

The following are some suggestions to help you maintain a correct posture when you use the footrest:

- Make sure that your hips are slightly higher than your knees.
- Position your feet so that they are at 90° to your ankles.
- Reposition yourself if you feel pressure on the back of your leg.

Technical specifications

Angle adjustments



For the latest information, technical specifications, and support for this product, please visit www.StarTech.com/FTRST1.

Adjust the height of the footrest

To adjust the height of the footrest, do one of the following:

- To adjust the footrest to the highest position, move the kickstand at the back of the footrest into the first slot. (figure 1)
- To adjust the footrest to the lowest position, move the kickstand at the back of the footrest into the second slot. (figure 2)

figure 1

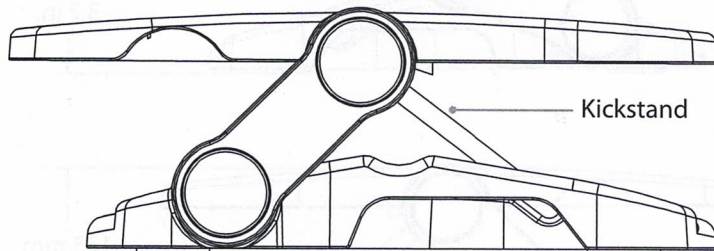
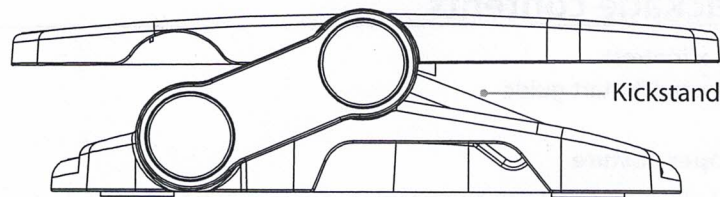


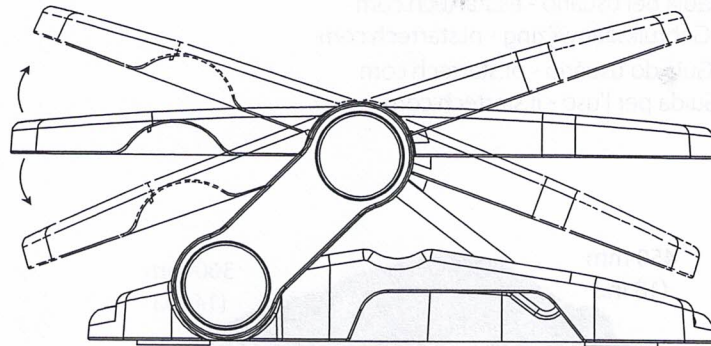
figure 2



Adjust the angle of the platform

To adjust the angle of the platform, push down on the front or back of the platform. (figure 3)

figure 3



Use of Trademarks, Registered Trademarks, and other Protected Names and Symbols

This manual may make reference to trademarks, registered trademarks, and other protected names and/or symbols of third-party companies not related in any way to StarTech.com. Where they occur these references are for illustrative purposes only and do not represent an endorsement of a product or service by StarTech.com, or an endorsement of the product to which this manual applies by the third-party company in question. Regardless of any direct acknowledgement elsewhere in the body of this document, StarTech.com hereby acknowledges that all trademarks, registered trademarks, service marks, and other protected names and/or symbols contained in this manual and related documents are the property of their respective holders.

Technical Support

StarTech.com's lifetime technical support is an integral part of our commitment to provide industry-leading solutions. If you ever need help with your product, visit www.startech.com/support and access our comprehensive selection of online tools, documentation, and downloads.

For the latest drivers/software, please visit www.startech.com/downloads

Warranty Information

This product is backed by a two-year warranty.

StarTech.com warrants its products against defects in materials and workmanship for the periods noted, following the initial date of purchase. During this period, the products may be returned for repair, or replacement with equivalent products at our discretion. The warranty covers parts and labor costs only. StarTech.com does not warrant its products from defects or damages arising from misuse, abuse, alteration, or normal wear and tear.

Limitation of Liability

In no event shall the liability of StarTech.com Ltd. and StarTech.com USA LLP (or their officers, directors, employees or agents) for any damages (whether direct or indirect, special, punitive, incidental, consequential, or otherwise), loss of profits, loss of business, or any pecuniary loss, arising out of or related to the use of the product exceed the actual price paid for the product. Some states do not allow the exclusion or limitation of incidental or consequential damages. If such laws apply, the limitations or exclusions contained in this statement may not apply to you.