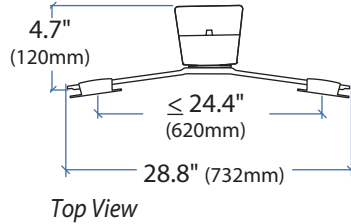
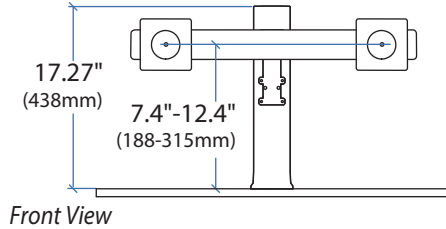
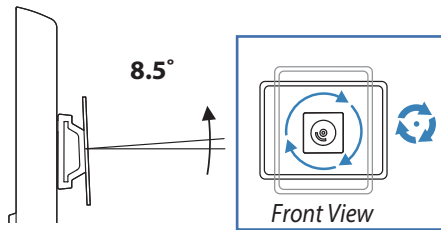
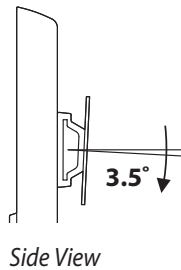
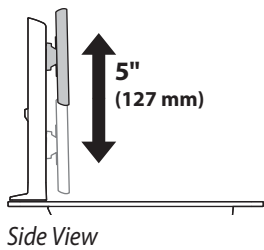


WorkFit™ Dual Monitor Kit for WorkFit-T, TL, TLE, TX, and Corner Desk Converters

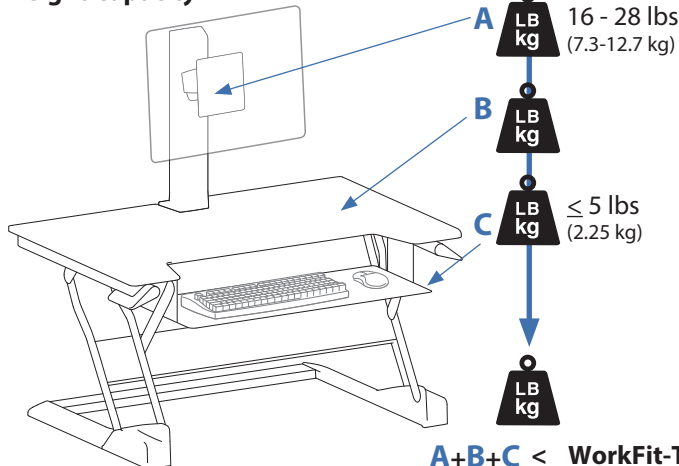
Dimensions



Range of Motion



Weight Capacity



A+B+C ≤ **WorkFit-T: 28.4 lbs (12.88 kg)**
WorkFit-TL: 33.4 lbs (15.15 kg)
WorkFit-TLE: 33.4 lbs (15.15 kg)
WorkFit-TX: 33.4 lbs (15.15 kg)
WorkFit-Corner: 28.4 lbs (12.88 kg)

Americas Sales and Corporate Headquarters

St. Paul, MN USA
(800) 888-8458
+1-651-681-7600
www.ergotron.com
sales@ergotron.com

EMEA Sales

Amersfoort, The Netherlands
+31 33 45 45 600
www.ergotron.com
info.eu@ergotron.com

APAC Sale

Tokyo, Japan
www.ergotron.com
apaccustomerservice@ergotron.com

Worldwide OEM Sales

www.ergotron.com
info.oem@ergotron.com